

OPTIMA SENSOR OPERATED WHITE EPOXY FINISH

Code: **M99A**

General description

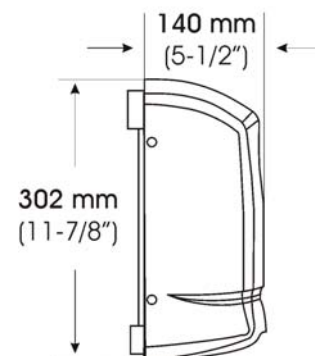
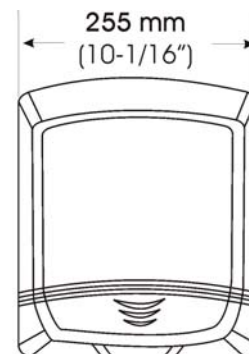
- Warm air hand dryer.
- Sensor operated.
- Suitable for medium facilities.
- Compact appliance.
- Highest durability in its class.
- It normally goes along with a soap dispenser.

Components & Materials

- Steel one-piece high quality and high impact white epoxy coated cover, 1,9 mm thick. Cover fixed to the base by means of 4 Allen head screws.
- Engineering thermoplastic ABS UL 94-V0 base and fan scroll, with 4 Ø 8 mm holes for wall mounting.
- Induction motor, 2.800 rpm, maintenance-free and high durability, incorporates a safety thermostat and a thermal-overload switch at 130 °C.
- PP UL94-V0 with single inlet fan wheel.
- Waved wire NiCr 40 heating element that incorporates a thermal-overload switch at 70 °C.
- Two distances (15/25 cm) IR electronic detection sensor.
- Zamak air outlet grill.

Technical Specifications

Voltage	220-240 V	Total power	1.640 W
Frequency	50/60 Hz	Motor power	140 W
Electrical isolation	Class II	RPM	2.800
Dimensions	302 x 255 x 140 mm	Consumption	7 A
Weight	4,45 Kg	Heating element power	1.500 W
Effective airflow	240 m ³ /h 4.000 l/min	Air temp. (at 10 cm distance at 21 °C)	52 °C
Nominal airflow	280 m ³ /h 4.670 l/min	Drying time	38 sec
Air velocity	65 Km/h	Noise level (at 2 m)	60 dB
Protection level	IP23		



Dim ± 4%

Operation

Place the hands under the air outlet grill. The dryer will start automatically, and go on with no interruption as long as the hands be kept in the detection range of the sensor. The appliance will stop 2 seconds after the hands are removed from the airflow.

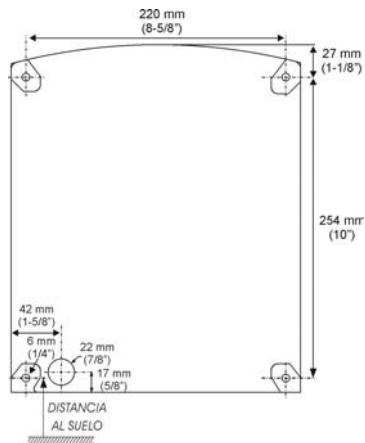
Installation

Please refer to [Back](#)

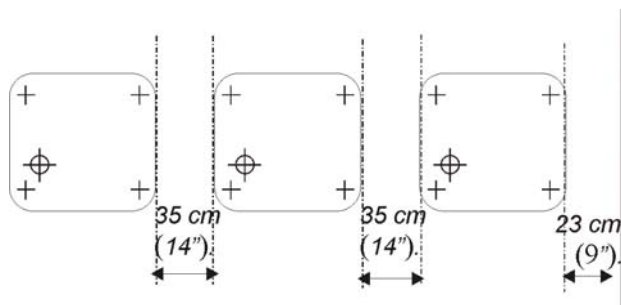
Certificates & Qualifications

ISO 9001:2000, CE, AENOR, VDE, GOST. COMPLIANT WITH ELECTRICAL SAFETY DIRECTIVES 73/23/CEE & 93/68/CEE AND ELECTRO-MAGNETIC COMPATIBILITY DIRECTIVES 89/336/CEE & 92/31/CEE.

MOUNTING



SERIAL MOUNTING



Nº dryers to be fitted

In toilet areas with a normal frequency of use and only one wash-basin: 1 dryer.

In toilet areas with a normal frequency of use and more than one wash-basin: 1 dryer for each 2 wash-basins.

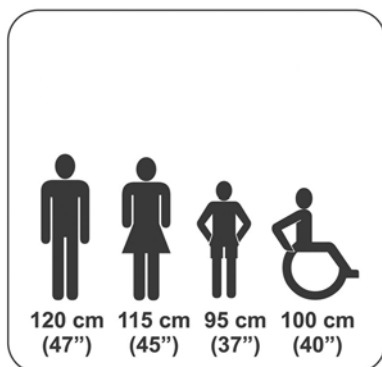
1 row of 4 wash basins: 2 dryers; 1 row of 6 wash basins: 3 dryers; 1 row of 8 wash basins: 4 dryers.

In toilet areas with high traffic and more than one wash-basin: 2 dryers for each 3 wash-basins.

1 row of 4 wash basins: 3 dryers; 1 row of 6 wash basins: 4 dryers; 1 row of 8 wash basins: 5 dryers.

Ideal location

Between the wash-basin and exit. It is not recommended to install dryer between wash-basins, next to urinals, lavatories and showers. If installing automatic dryers over marble surface or ledge, the minimum distance from the dryer to the ledge must be 400 mm. It is recommended that hand dryers be distributed throughout the washroom area to avoid a overcrowding.



RECOMENDED HEIGHTS DISTANCE FROM THE FLOOR

Specification

Surface mounted vandal resistant hand dryer shall be fabricated with steel one-piece high quality and high impact white epoxy coated cover, 1,5 mm thick, fixed to the base by means of 4 Allen head screws. The back base shall be fire resistant plastic ABS UL 94-V0 and with 4 holes Ø 8 mm for wall mounting. The dryer shall be activated through an infrared electronic sensor and shall automatically turn off two second after hands are removed. The maintenance-free induction motor shall be 140 W, 2.800 rpm. and incorporate a thermal-overload switch which will disconnect at 130°C. The undulated NiCr 40 heating element should incorporate a thermal-overload switch which will disconnect at 70°C. The PP UL 94-V0 fan wheel should have a single inlet and the fan scroll shall be made of a fire resistant plastic ABS UL 94-V0. Dryer shall deliver 240 m³/h of air at 52 °C and 65 Km/h velocity during user controlled drying cycle. The dryer shall have a total power of 1.640 Watts with a consumption of 7 A. Noise level should be 60 dB at 2 m distance. Protection level against water splashes should be rating IP23. Overall dimensions shall be 302 x 255 x 140 mm. Unit should be VDE approved and CE marked and comply with electrical safety directives 73/23/CEE & 93/68/CEE and electro-magnetic compatibility directives 89/336/CEE & 92/31/CEE.

Surface mounted hand dryer shall be model M99A, sensor operated, steel, white epoxy coated cover, manufactured by Mediclinics S.A., C/ Industria 54, E-08025 Barcelona, Spain.

Mediclinics, S.A., reserves the right to make changes and/or modifications to the products and their specifications without prior notice.

Revision 04-2004

© mediclinics S.A.

